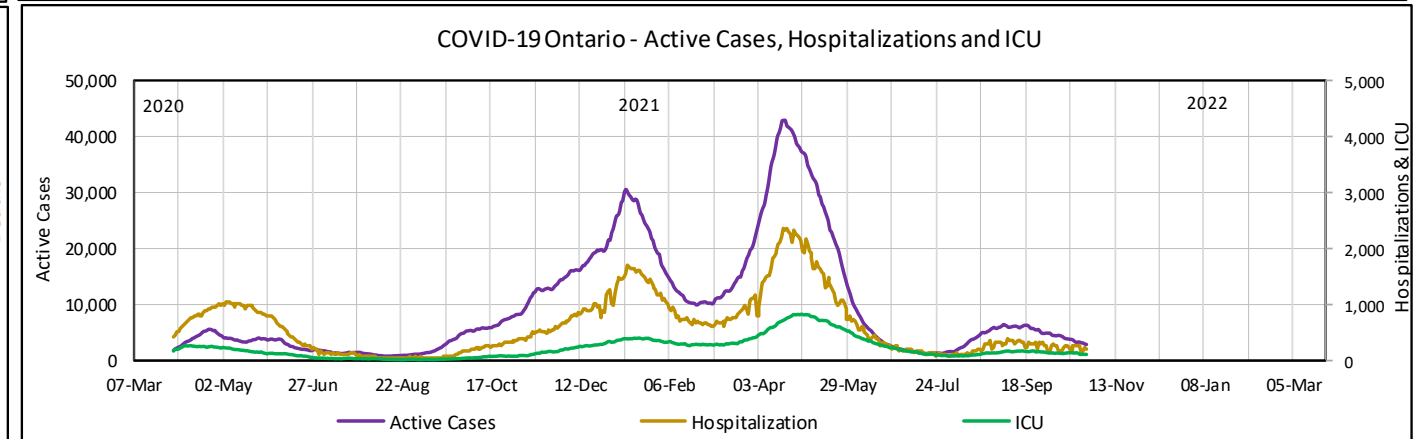
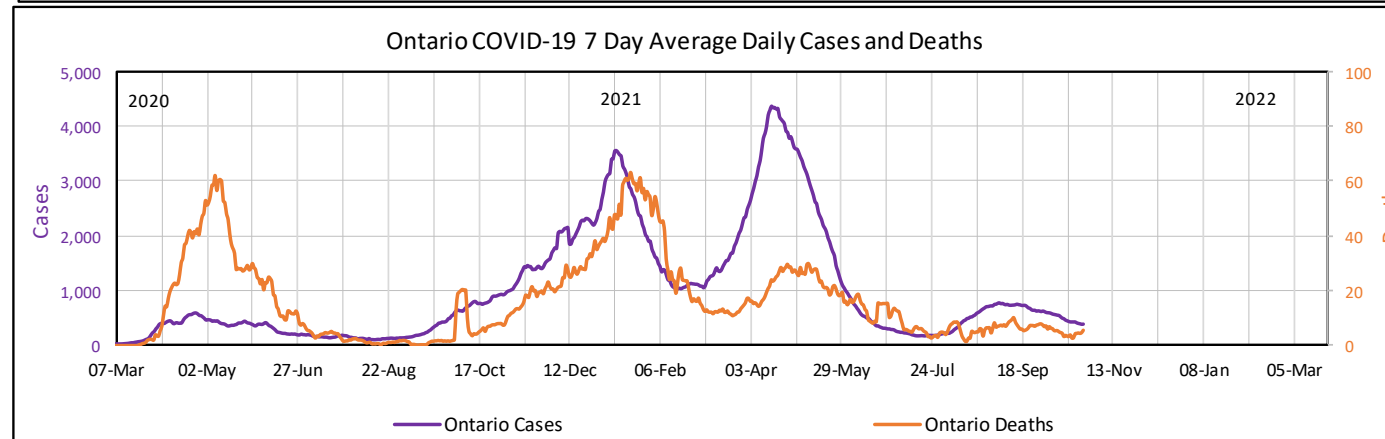
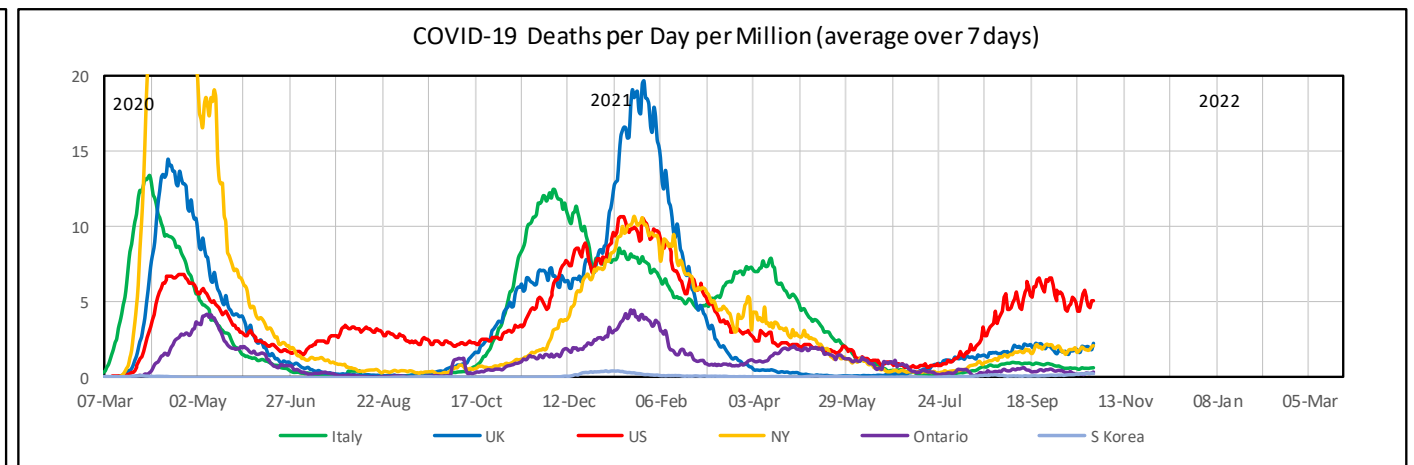
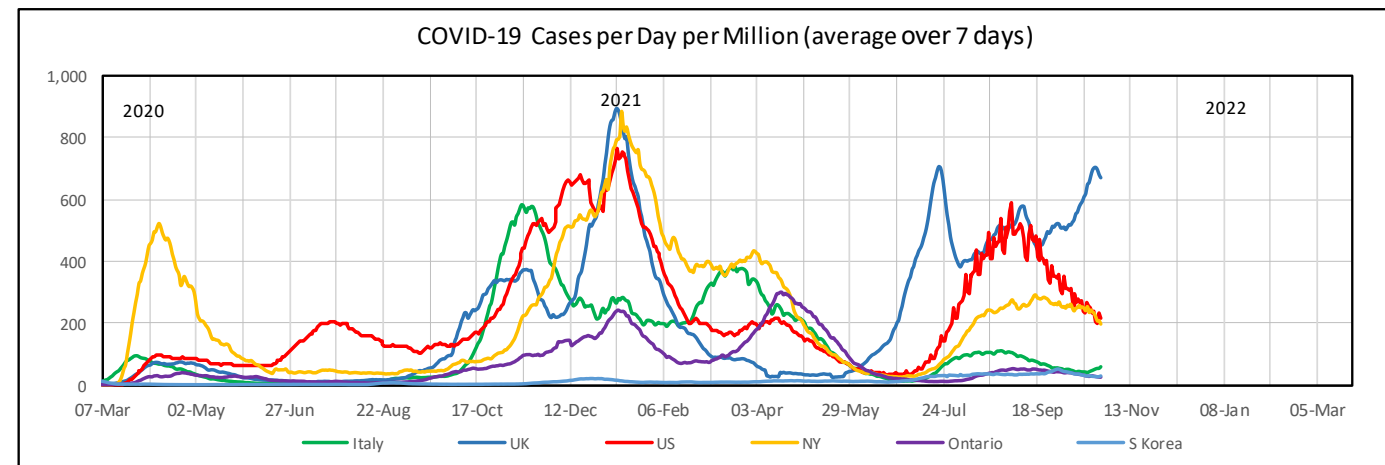
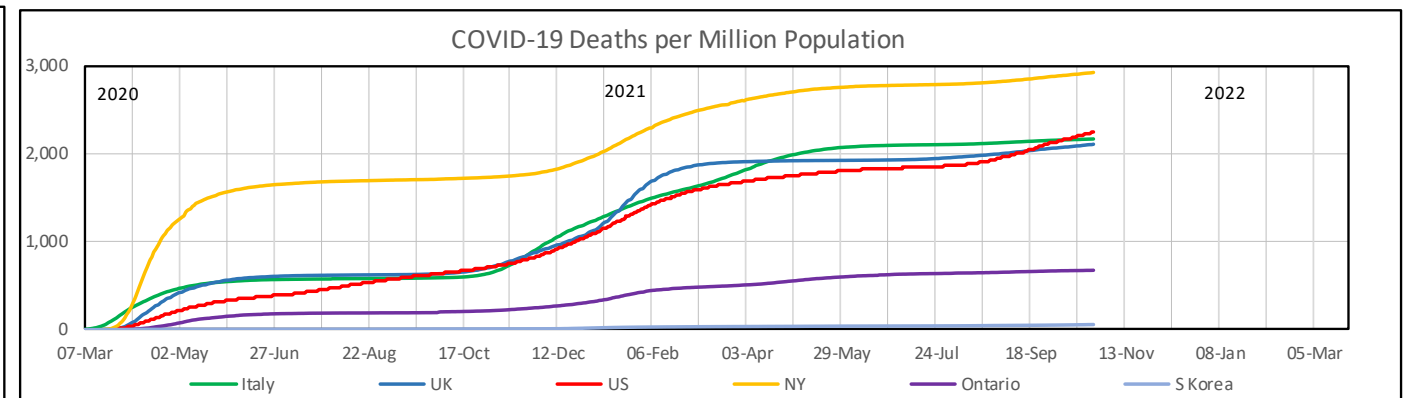
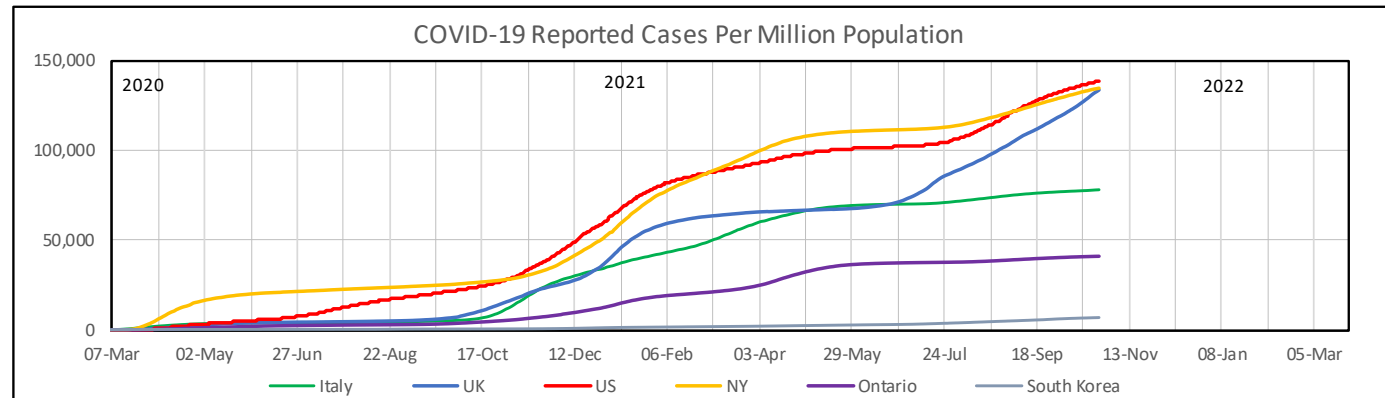


COVID-19 Observations – 28 October, 2021 – by Alex Harrington



Pretty exciting day today – I finally got a new mouse for my computer. My 15-year-old mouse is slow moving across the screen because all its rubber feet have fallen off, and it's shorting out inside, causing random double clicks. I figured I should get a new one before I give all my money away due to an accidental click somewhere. The new one arrived today and it's like a Porsche of mice. I'll have to spill more coffee or donut droppings on my mouse pad to slow it down a bit.

The mouse news is more exciting than the pandemic news. Motivation seems to have evaporated. Our government has announced timelines for ending proof of vaccination requirements, masking restrictions, and has yet to say anything about booster shots. They've made some pretty big assumptions about how the virus will behave. In effect, we're being told to sit back and relax. I hope the virus feels the same way.

To be fair, we are in a pretty good position. I think we have one more winter to get through, but it seems our government thinks otherwise, and I fear it is letting up a bit too soon. The good part is, so many people are now vaccinated that we have much more individual control than we did before. I think if we mask and distance over this winter, there won't be too many problems. It really depends on the idiots among us, but even then, the consequences of their lunacy is more and more confined to their own group.

Have to get our Halloween stash in – in the 36 years we've been here, we've had 2 trick or treaters. That's a lot of stash for us.

Take care of yourselves and don't endanger others.

COVID-19 Summary Data											
	Tests per Million		Tests per Day		Tests per Reported Case		Cases per Million		Deaths per Million		Deaths Per Case
	Total to Date	Average over Last 7 days		Total	Last 7 days	Total to date	Average per day Last 7 days	Total to date	Average per day Last 7 days	Total to date (%)	
		Total	Per Million								
South Korea	304,135	40,371	788	44	27	6,956	29	55	0.3	0.8%	
Italy	1,672,524	475,311	7,850	21	124	78,411	58	2,178	0.7	2.8%	
UK	4,457,094	897,413	13,507	34	19	133,878	672	2,111	2.3	1.6%	
US	1,862,170	1,199,556	3,645	14	16	138,657	219	2,246	5.0	1.6%	
Ontario	1,293,637	26,346	1,808	31	71	41,073	25	677	0.4	1.6%	

South Korea and Canada report people tested. The others report total tests. Total tests can be 10-50% higher than people tested

