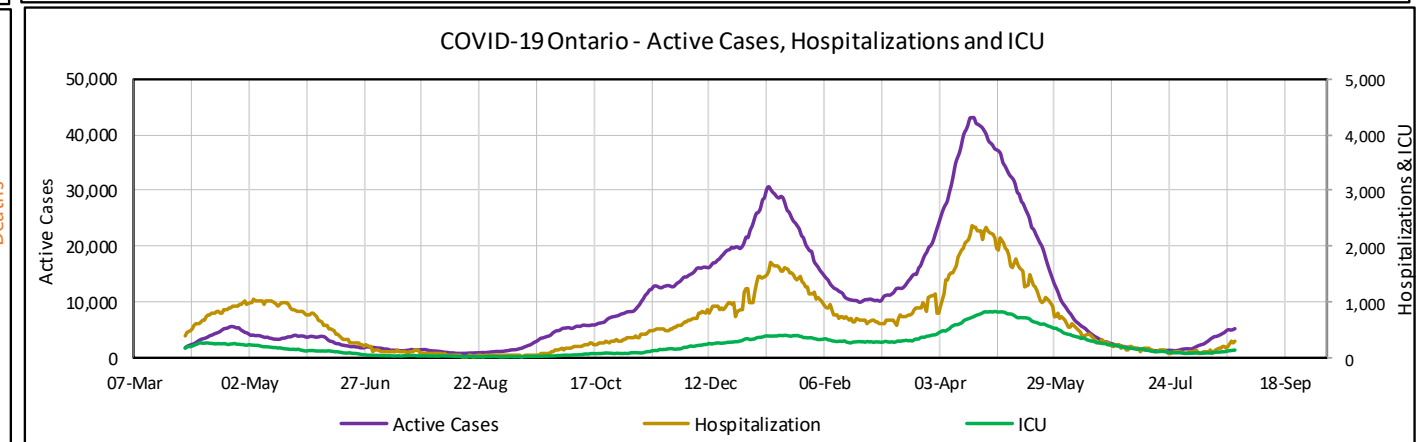
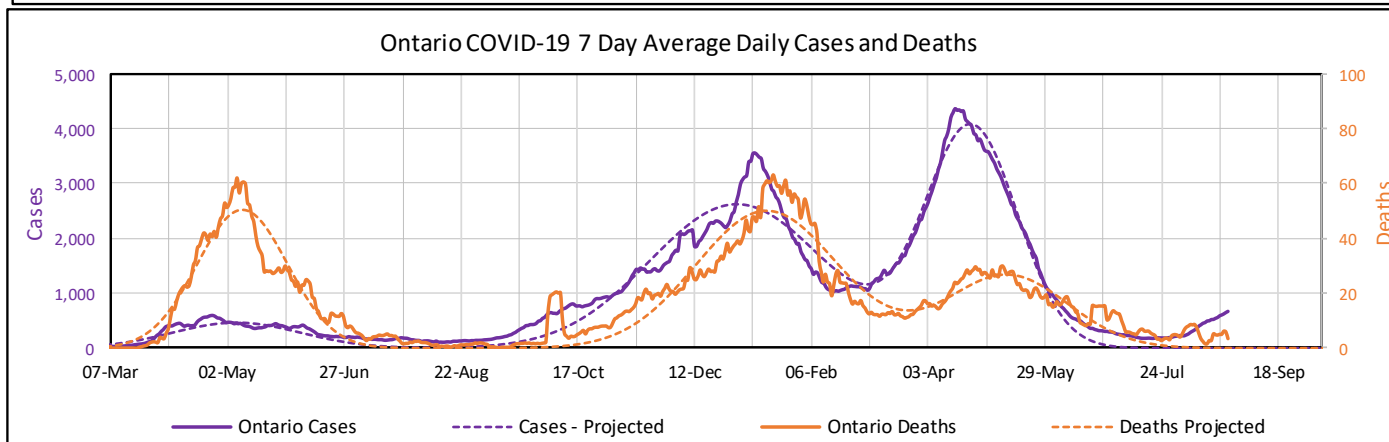
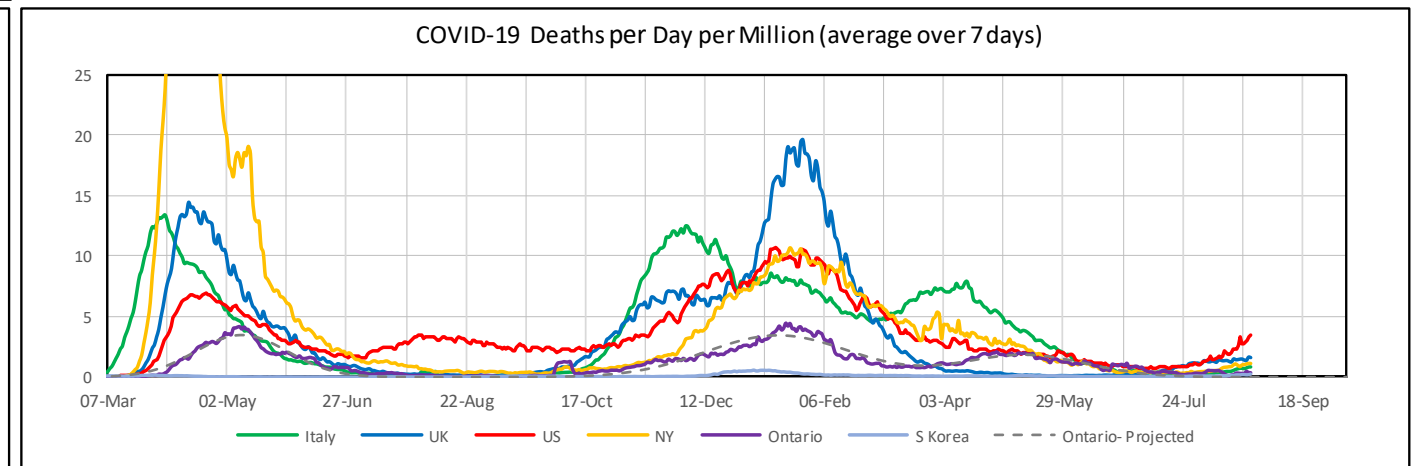
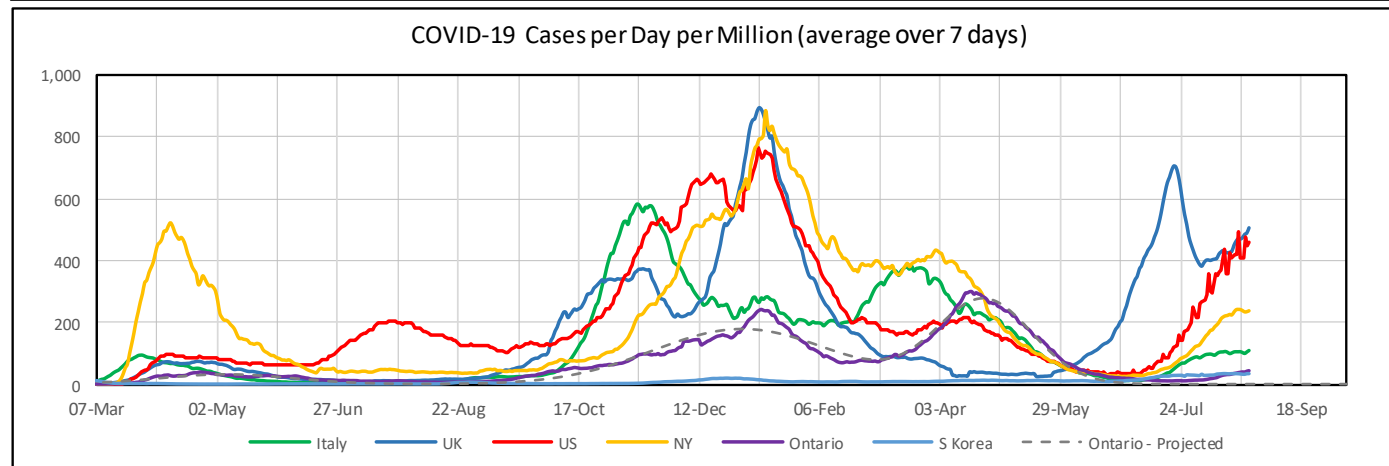
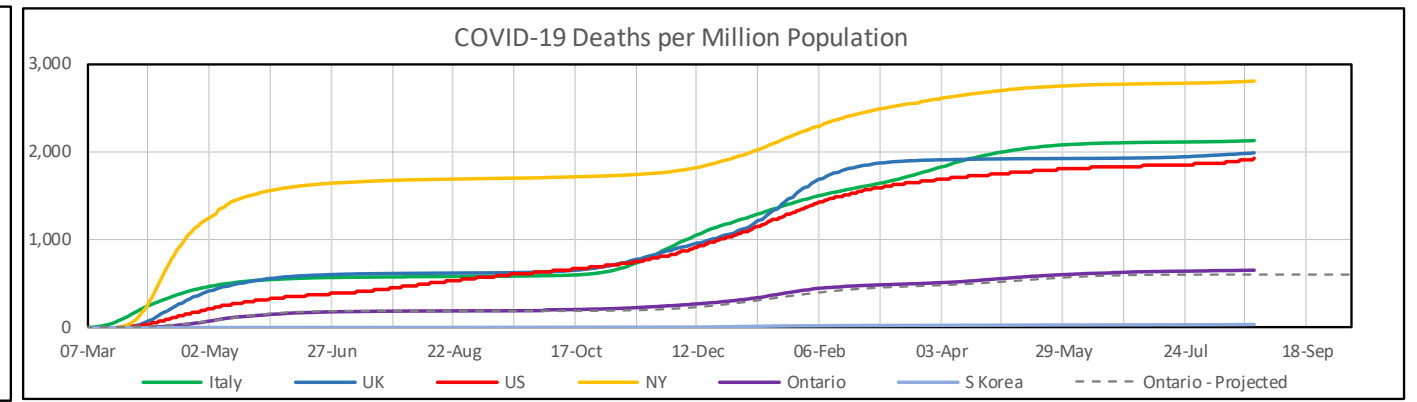
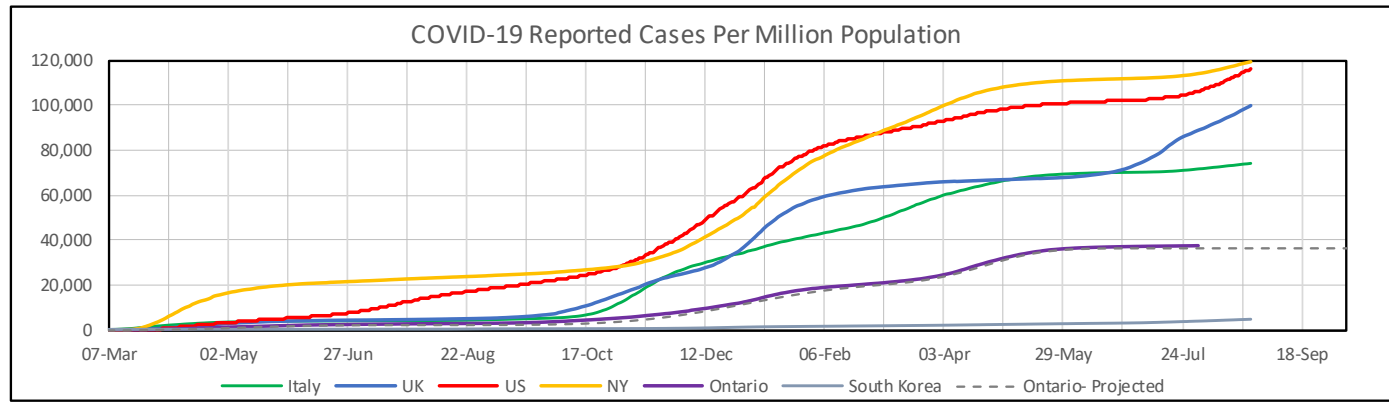


COVID-19 Observations – 26 August, 2021 – by Alex Harrington



Not much has changed since last week. We continue to get reports of how nasty the delta variant is. This week the delta revelation is that its viral loads are many times higher than its predecessors. But we continue to vacillate on vaccinations. They've called an election and election workers don't have to be vaccinated. How stupid is that, given what we know about this virus. And it now seems a vaccine booster will probably be required. Many countries are gearing up for delivery of booster shots – not here though. Our governments will sit on their thumbs congratulating themselves for what was done yesterday, totally forgetting about today and tomorrow, until they waffle themselves into another avoidable crisis.

It seems unlikely that we will meet our vaccination target, so the virus will get lots of opportunity to spread. We're well into a fourth wave – the only good thing is that deaths and ICU use are still not rising as fast as the covid cases.

We should just plan on covid being here for a while. Prepare for annual boosters. Fatigue and economics will prevent future lockdowns, but keep wearing a mask – I've enjoyed not having a cold for a couple of years.

Take care of yourselves and don't endanger others.

| COVID-19 Summary Data | | | | | | | | | | |
|-----------------------|------------------------------------|--------------------------|-------------|-------------------------|-------------|-------------------|--------------------------------|--------------------|--------------------------------|--------------------------------------|
| | Tests per Million Total to Date | Tests per Day | | Tests per Reported Case | | Cases per Million | | Deaths per Million | | Deaths Per Case Total to date (%) |
| | | Average over Last 7 days | | Total | Last 7 days | Total to date | Average per day Last 7 days | Total to date | Average per day Last 7 days | |
| | | Total | Per Million | | | | | | | |
| South Korea | 234,353 | 33,541 | 655 | 50 | 21 | 4,750 | 36 | 44 | 0.193 | 0.9% |
| Italy | 1,354,307 | 199,494 | 3,295 | 18 | 33 | 74,358 | 109 | 2,129 | 0.8 | 2.9% |
| UK | 3,531,737 | 739,447 | 11,130 | 37 | 24 | 99,666 | 507 | 1,992 | 1.6 | 2.0% |
| US | 1,555,385 | 877,581 | 2,667 | 14 | 7 | 116,156 | 458 | 1,921 | 3.5 | 1.7% |
| Ontario | 1,174,256 | 24,180 | 1,660 | 30 | 36 | 37,794 | 43 | 650 | 0.4 | 1.7% |

South Korea and Canada report people tested. The others report total tests. Total tests can be 10-50% higher than people tested

