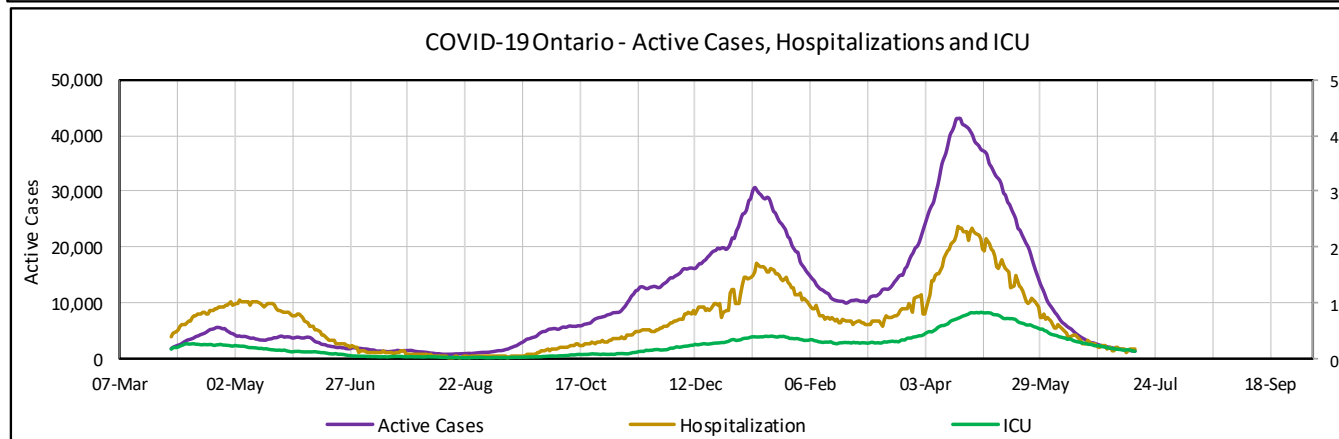
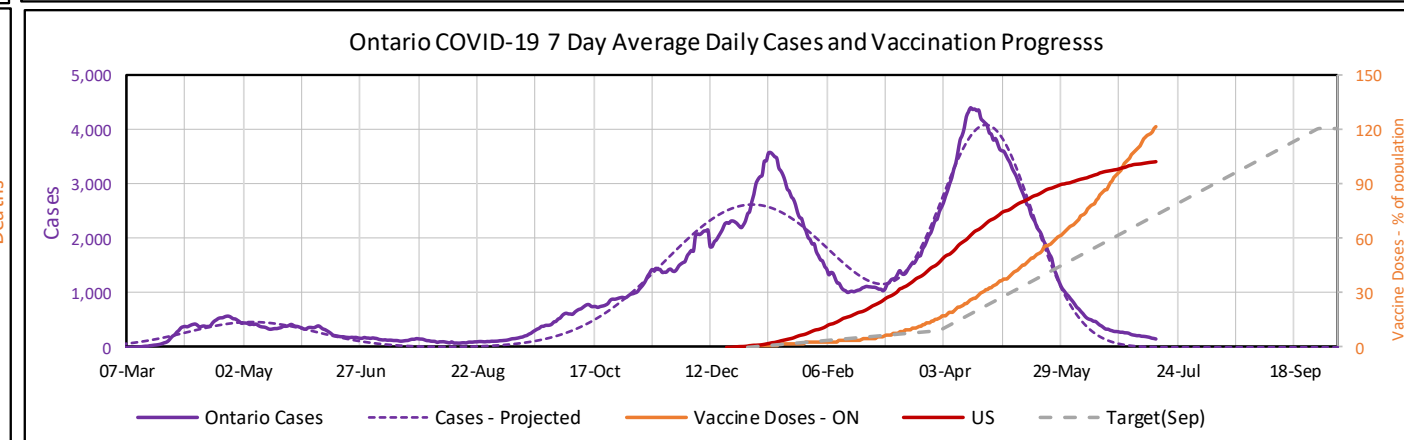
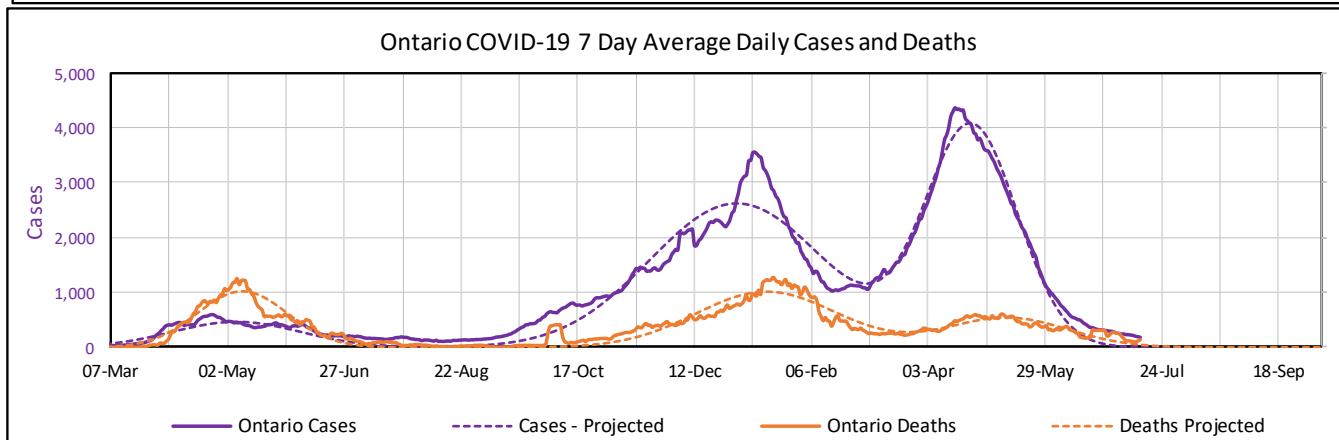
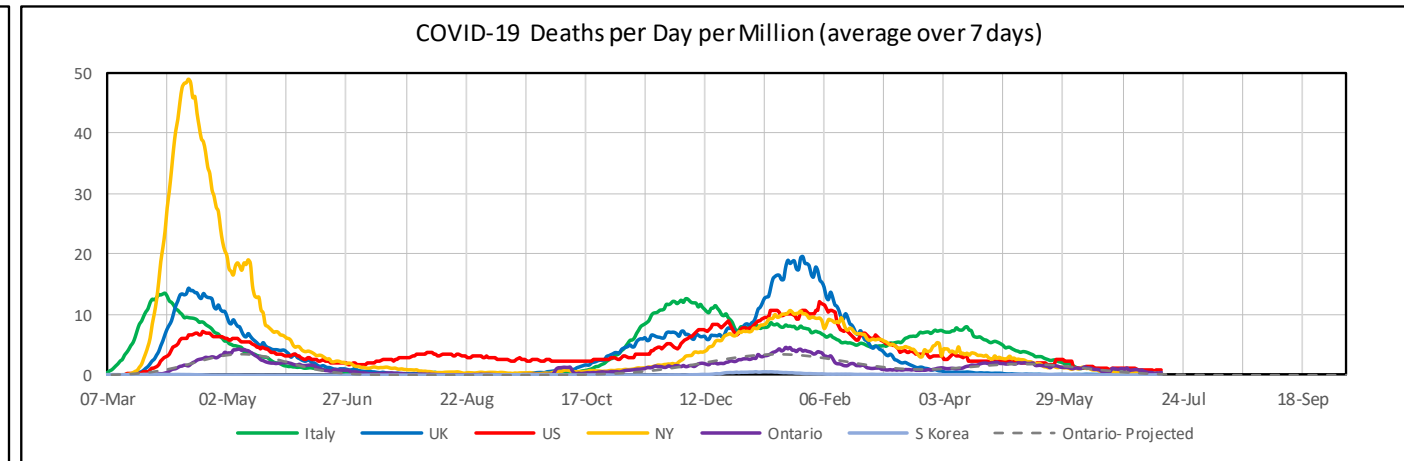
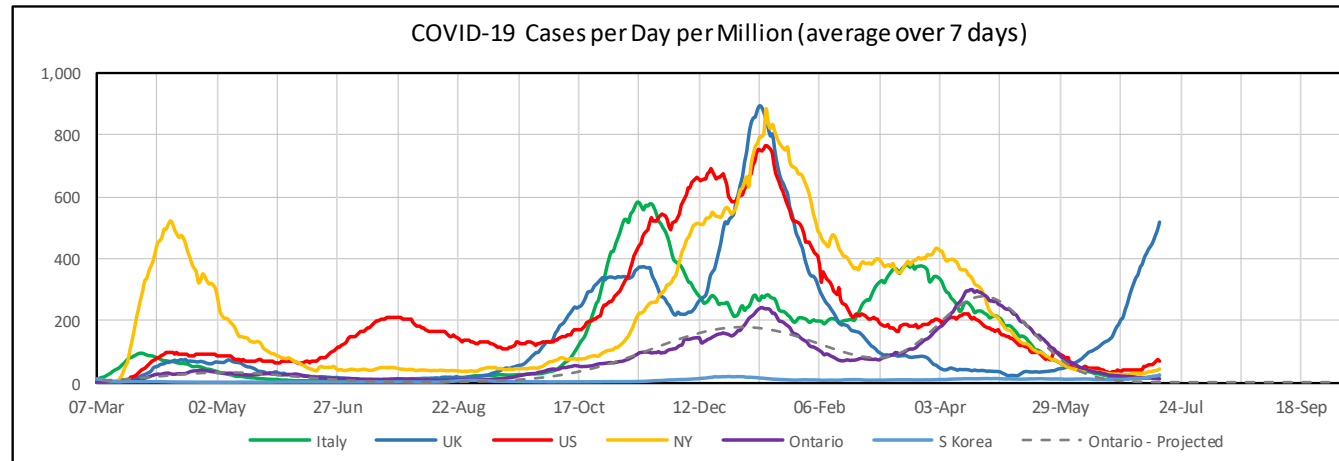
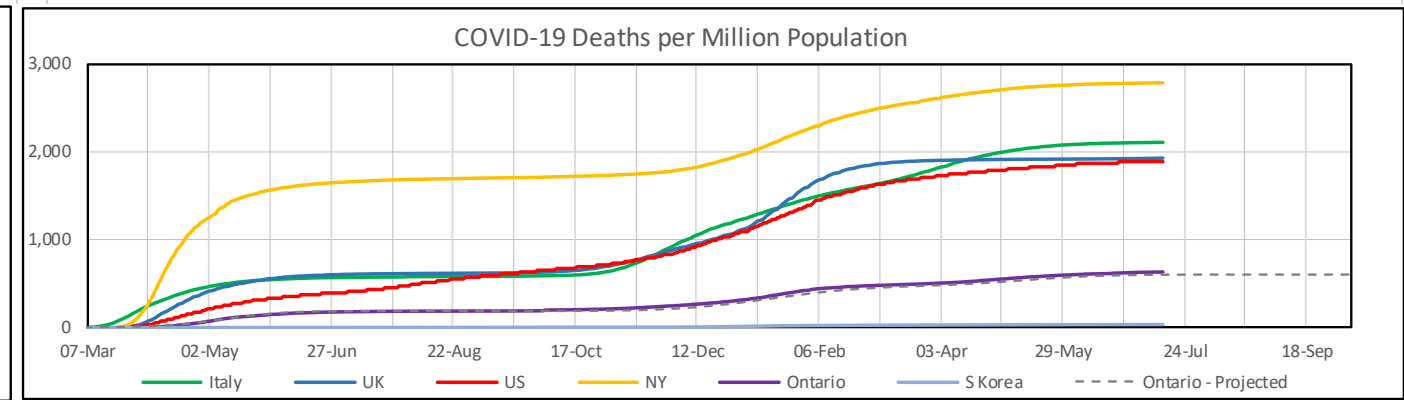
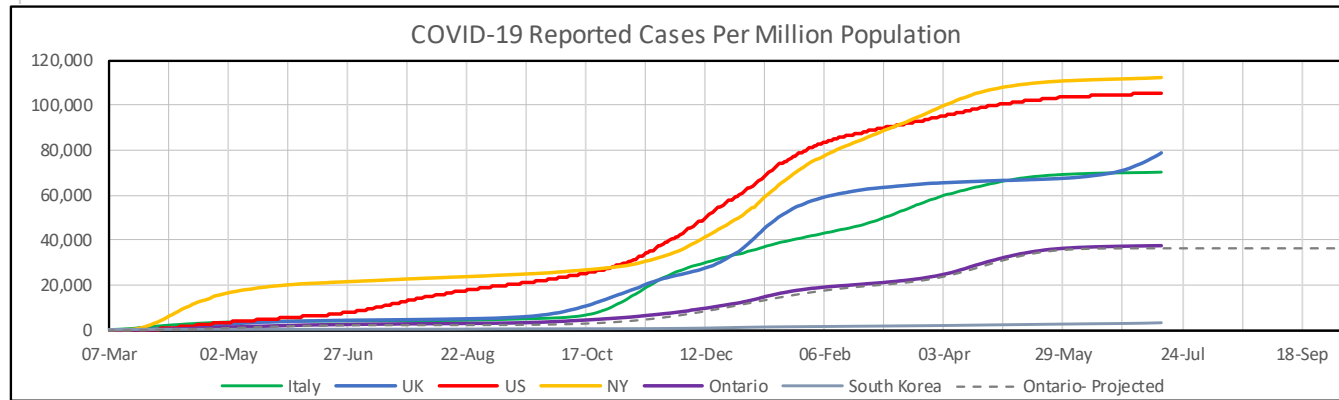


COVID-19 Observations – 15 July, 2021 – by Alex Harrington



Tomorrow we move to Step 3 of the re-opening plan. Bigger crowds, more indoor activities, fun for all.

Meanwhile, our covid cases continue to fall, as do all other indicators. We've long since passed the US in total doses administered relative to population, and we are just about to pass the UK. But our vaccination rate continues to fall. We still have one of the better rates, but it has been steadily dropping since the July long weekend.

Meanwhile, the delta variant continues to spread. The UK cases are still rising at an alarming rate. Even South Korea, once a model for covid response, is seeing large increases in cases and is re-imposing restrictions. In the US, there is huge variation across states, with much higher numbers in states with low vaccination rates, and these cases are now causing the national total to rise. Deaths and hospitalizations in the US are almost exclusively those who are not vaccinated.

The message is clear. Get vaccinated and continue to practice appropriate preventative measures.

I think we will see a little bump in cases in September – how big it is will depend on how well we adhere to simple safety precautions.

Take care of yourselves and don't endanger others.

COVID-19 Summary Data										
	Tests per Million Total to Date	Tests per Day Average over Last 7 days		Tests per Reported Case Total Last 7 days		Cases per Million Total to date Average per day		Deaths per Million Total to date Average per day		Deaths Per Case Total to date (%)
		Total	Per Million	Total	Last 7 days	Total to date	Average per day Last 7 days	Total to date	Average per day Last 7 days	
South Korea	210,544	27,307	533	63	21	3,356	25.3	40	0.039	1.2%
Italy	1,215,239	166,785	2,755	17	131	70,617	23	2,111	0.3	3.0%
UK	3,330,531	1,103,102	16,603	43	34	78,766	518	1,935	0.5	2.5%
US	1,441,211	425,977	1,295	14	21	105,793	71	1,896	0.8	1.8%
Ontario	1,117,523	23,326	1,601	30	152	37,591	11	637	0.4	1.7%

South Korea and Canada report people tested. The others report total tests. Total tests can be 10-50% higher than people tested

