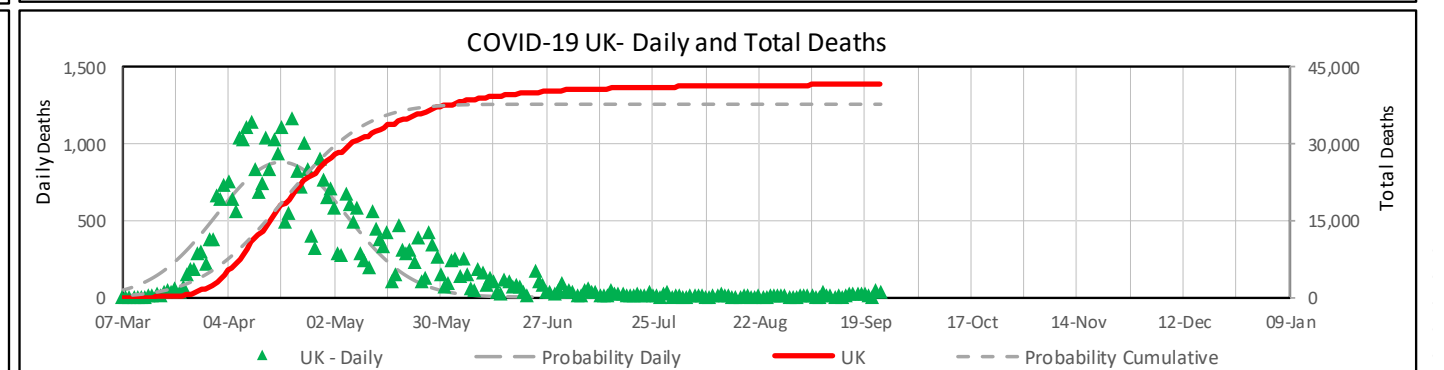
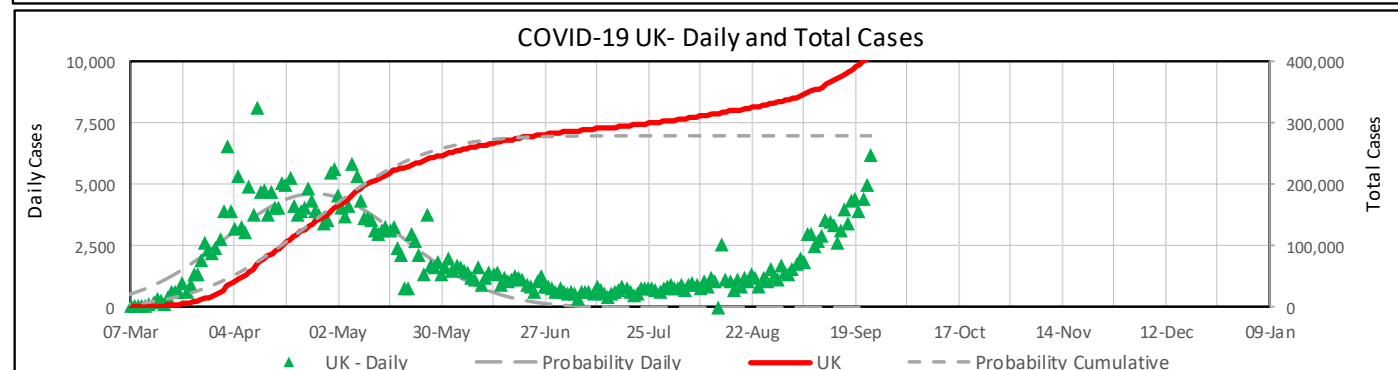
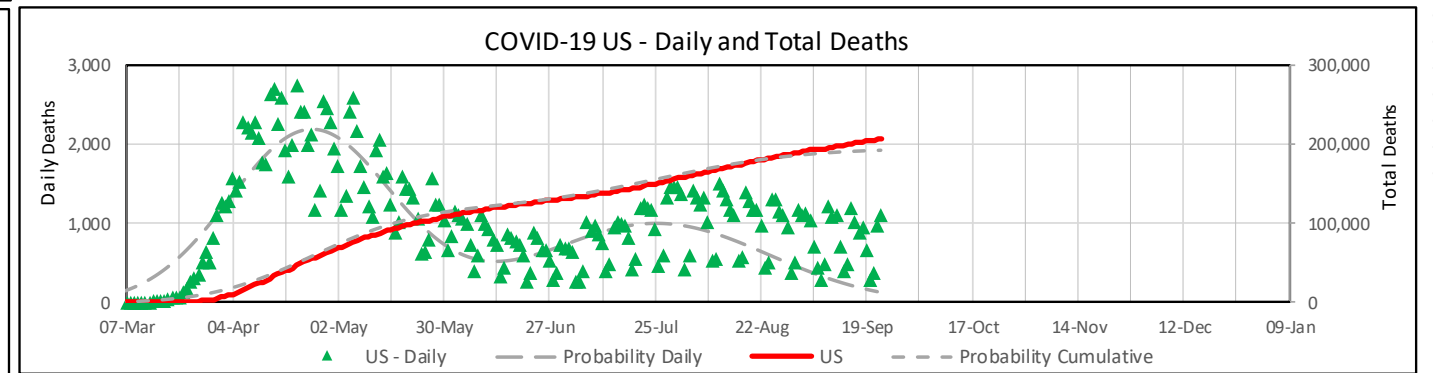
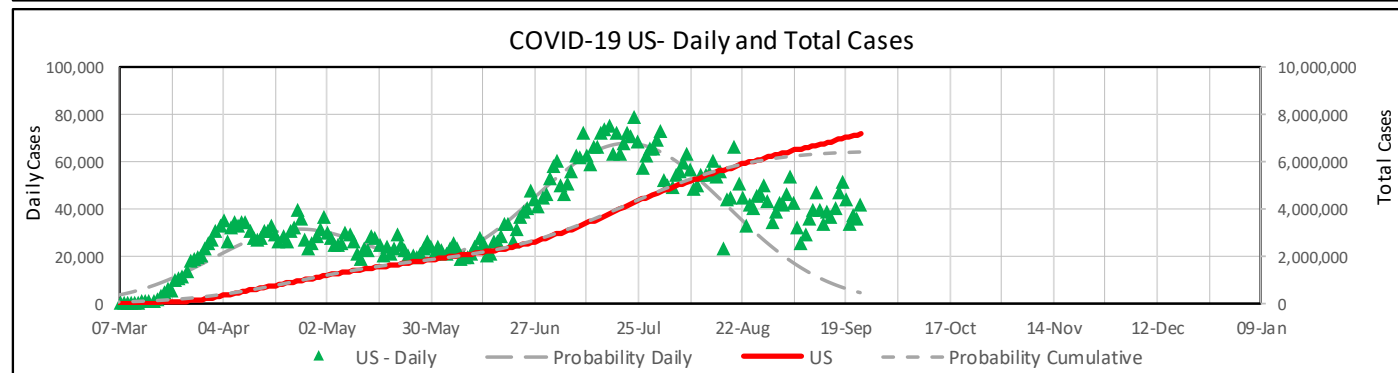
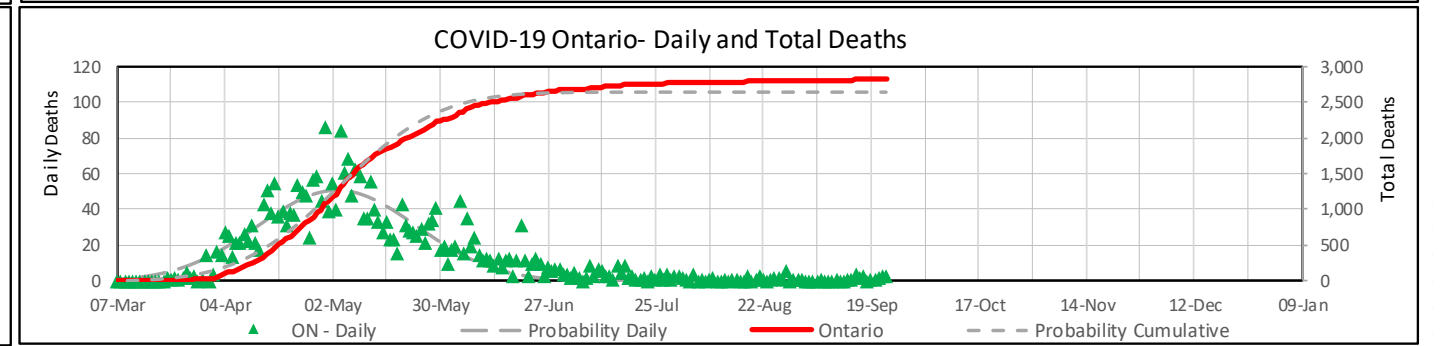
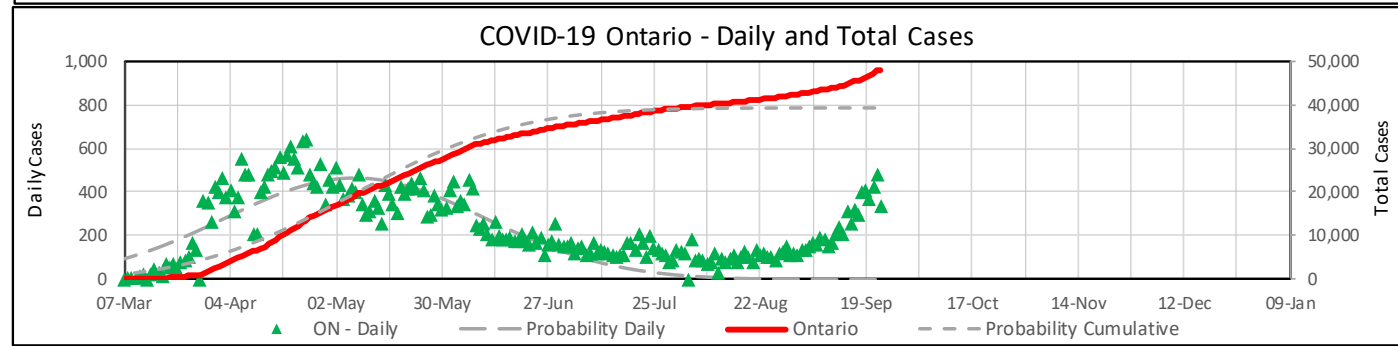
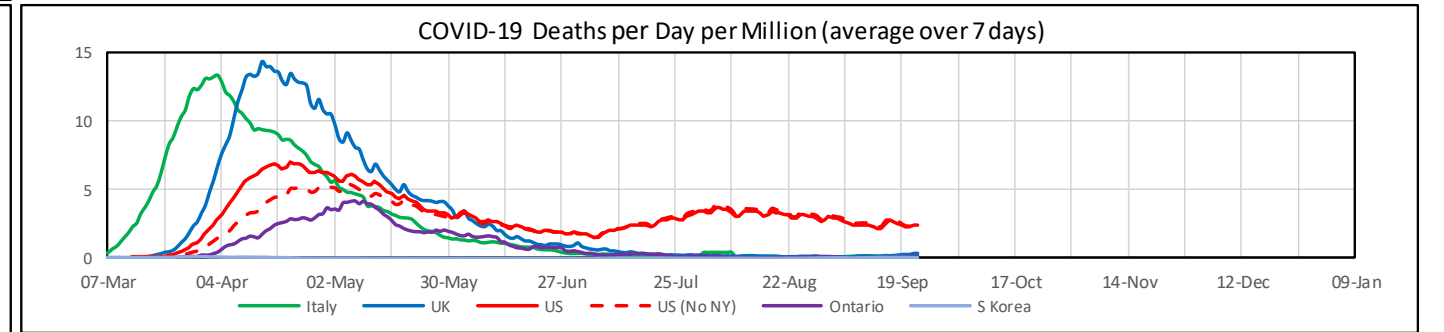
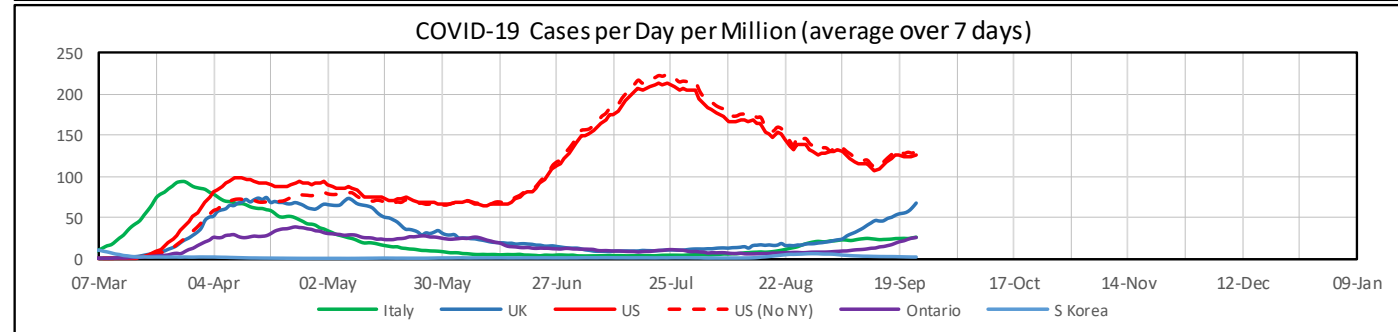
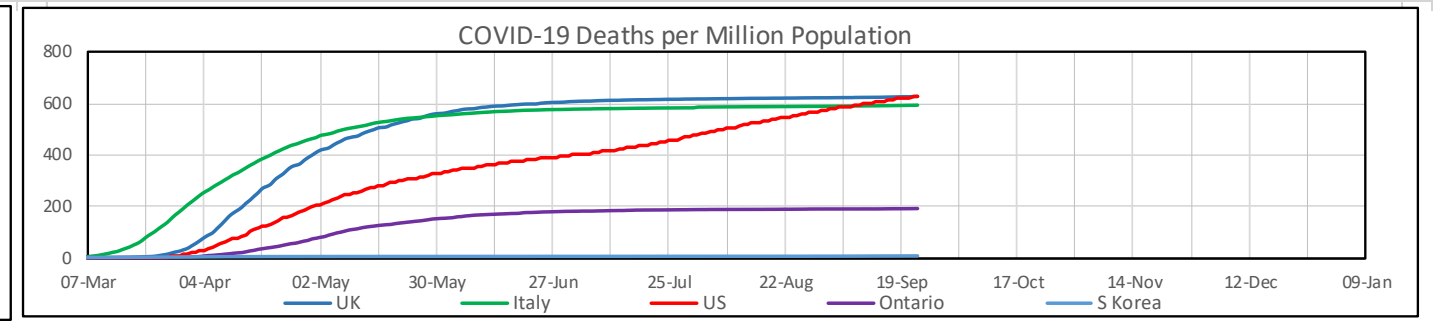
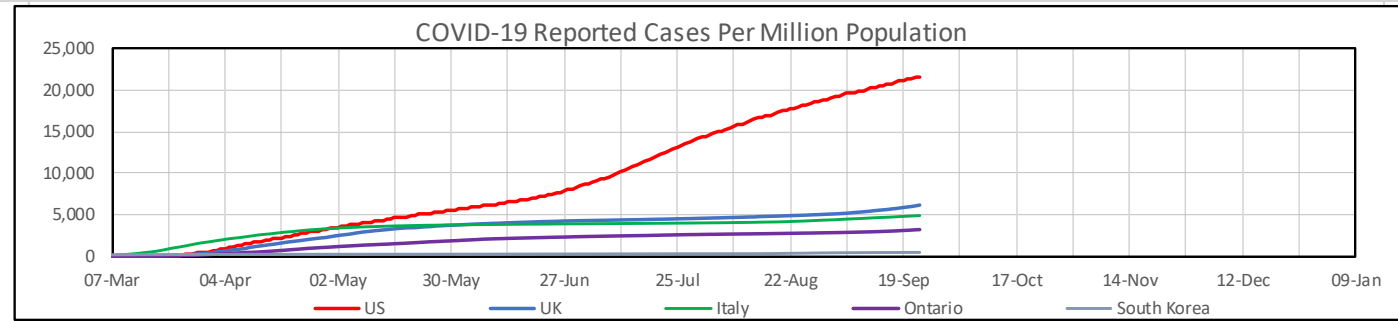


COVID-19 Observations – 24 September 2020 – by Alex Harrington

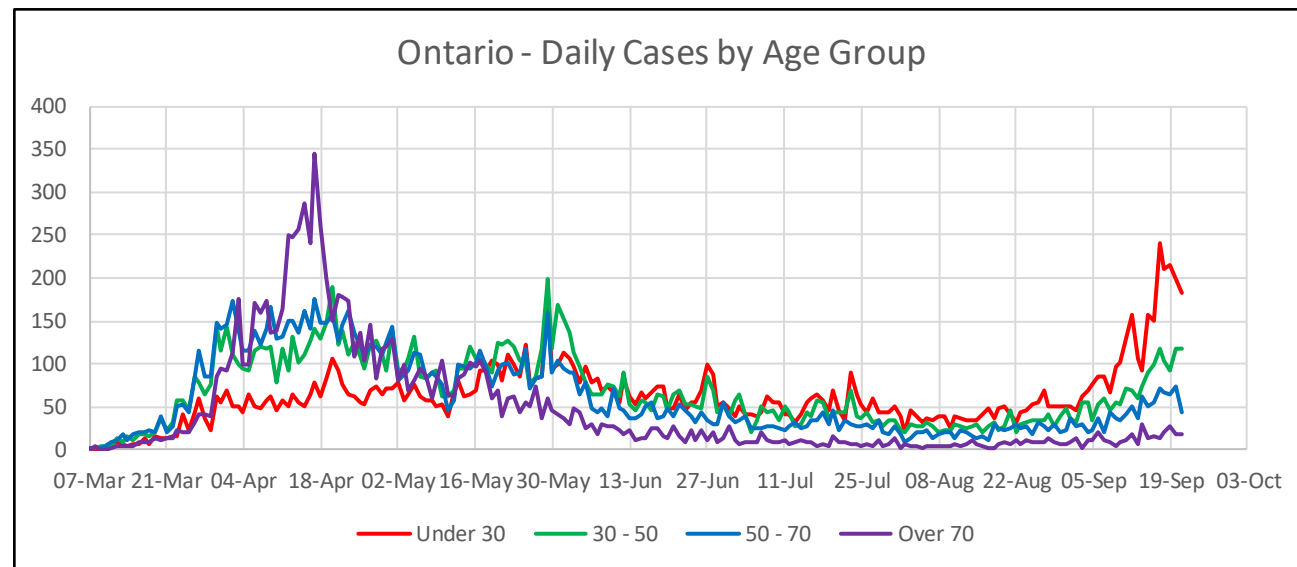


The tightening has started. Indoor crowd limits have been reduced from 25 to 10 and outdoor limits reduced from 100 to 25. Fines for violation are stiff – organizers face \$10,000 fines and attendees \$750.

The charts show we are not seeing a blip. - we have probably started a second wave now. We are approaching the same level we were at the peak of the initial outbreak. In April, the weekly average case count peaked at about 570 new cases in a day – now we're at 380 and rising. So far, almost all the cases are accounted for by Toronto, Peel, York and Ottawa.

I have taken the data from Ontario and plotted it by age group – the chart is below. It clearly shows the reversal in case distribution. In the initial outbreak, half the cases were accounted for by people over 70. This time around, half the cases are accounted for by people under 30. The 30-50 and 50-70 groups have reversed as well.

The big difference this time around is that hospitalizations and deaths are way down. They can't stay that way, but the combination of fewer cases in the most susceptible groups and better knowledge of how to treat infections are keeping hospitalizations low for now.



Testing continues to be an issue. As the charts on the right show, testing numbers are increasing but the tests per case are dropping. This shows we are ill prepared for the onslaught of the next wave. There will soon be testing in drug stores (by appointment) but no fast turn around tests and nothing really on the horizon.

The thing helping us the most right now is that most people are wearing masks and distancing. That's the best we have, so keep doing it.

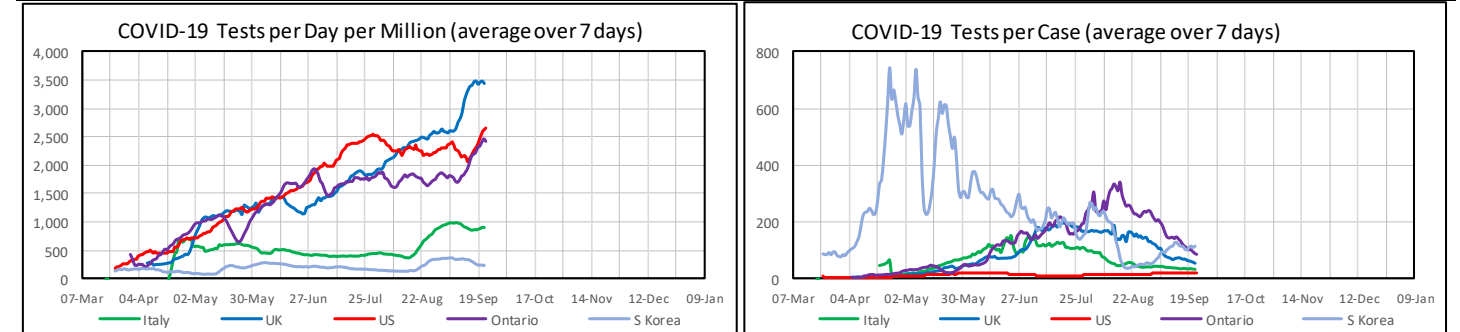
I have to have my US rant – they have now passed the UK in death rate. It will take them a couple of weeks to catch Spain and then another month or so to pass Belgium. They will then be the deadliest place in the industrialized world. Their testing is hopelessly inadequate for the size of the country (especially given the resources at their disposal).

The next few weeks will give us a look at how the second wave might evolve.

Take care of yourselves and don't endanger others.

COVID-19 Summary Data										
	Tests per Million	Tests per Day		Tests per Reported Case		Cases per Million		Deaths per Million		Deaths Per Case
	Total to Date	Average over Last 7 days		Total	Last 7 days	Total to date	Average per day Last 7 days	Total to date	Average per day Last 7 days	Total to date (%)
South Korea	43,375	12,089	236	96	114	453	2.0	8	0.051	1.7%
Italy	105,566	55,046	909	21	35	4,996	26	591	0.3	11.8%
UK	284,427	228,564	3,440	47	54	6,167	67	630	0.4	10.2%
US	296,172	876,944	2,665	14	22	21,696	125	628	2.4	2.9%
Ontario	252,616	35,274	2,421	77	88	3,300	26	195	0.1	5.9%

South Korea, Italy and Canada report people tested. The others report total tests. Total tests can be 10-50% higher than people tested



The next few weeks will give us a look at how the second wave might evolve.